


# UPCOMING CLASSES & WORKSHOPS




Look for the  symbol – these are fast, fun classes designed for a quick easy yet very impressive gift. Perfect for a hostess gift, friends birthday, or just because you want a excuse to get away and socialize

**1) Cabins in the Stars**      Thursday, Sept. 2nd      Robin & Diane  
10:30-4:00      \$15 plus pattern



Once you look at this awesome model in the store, you will be dying to make this quilt. A selection of lights and dark fabrics come together in this beautiful log cabin variation.

**2) Quilter's Academy**      Monday, Sept. 13<sup>th</sup>, 20<sup>th</sup>,      Robin and Diane  
**Sophomore Year**      27<sup>th</sup> & Oct. 18<sup>th</sup>      \$45.00 plus book required  
1:00-4:00



Freshman year a pre-requisite - this takes the basic skills and adds instructions for settings, sashings & border ideas (offered in 4 class series See page 4 for more information.

**3) Beginning Machine**      Monday, September 20<sup>th</sup>      Jill  
**Quilting**      10:30-12:30      \$25.00



How many quilt tops do you have tucked away waiting to be quilted? With this class you don't have to be a "topper" anymore. Using your own home machine you will be amazed at the simple, easy tips and tricks Jill will help you learn. Take the fear out of finishing your own projects.



**4) Pillow Cases**      Tuesday, September 21<sup>st</sup>      Margie  
1:00- 4:00      \$15 includes pattern



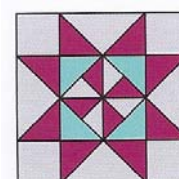
If you have not learned our super duper simple fast and did we mention CUTE pillow cases you will want to join us for this exciting class! We have a great way to produce these on your sewing machine, with only 2 seams. These are great gifts for anyone in you life for any event. You won't be able to make just one!!

**5) Garment Workshop**      Wed. September 29<sup>th</sup> &      Staff  
Thurs, September 30<sup>th</sup>      \$15.00 per session  
10:30 – 4:00 or evenings  
5:30-8:30



This workshop is geared towards the beginning garment maker. Pick your own pattern (with our guidance) and we'll help you fit, cut and sew it. Take the fear out of garment sewing once and for all

**6) Advanced Machine**      Saturday, October 2<sup>nd</sup>      Jill  
**Quilting**      1:00-4:00      \$25.00



Let Jill take you further into Machine Quilting with this advanced Class. Learn advanced designs to quilt on your own machine – no long arm necessary. Explore ways to manage your larger quilts while quilting on your machine. Beginning Machine quilting pre-requisite.

**7) Past Retreat Quilts Workshop**

October 4<sup>th</sup> – 7<sup>th</sup>  
10:30 – 4:00

Robin & Diane  
\$15.00 for session




Sometimes the best way to make progress on our projects is to set aside some time, set up your area and get to sewing. That's exactly what we have in mind for our workshops.

**8) Machine Quilting**

Monday, October 11<sup>th</sup>  
10:30- 4:30

Guest Teacher—Don Linn “  
Mr. Quilt”  
\$ 40.00



Take the fear and frustration out of machine quilting as Don will teach you all the tricks to successfully quilting your next project. Don has been on “Simply Quilts” and also has written several books. Don’s can do attitude is contagious and you will be pleasantly surprised at what you can accomplish after taking a class from “Mr .Quilt”

**9) Monday Nights with Michelle**

Mondays, October 11<sup>th</sup>,  
18<sup>th</sup>, 25<sup>th</sup>  
5:30-8:30

Michelle  
\$15.00 per night



Come spend the evening with Michelle sewing on any project you like. Start a new quilt, finish up an old one or just get out of the house for the evening. This would be a perfect time to do those projects that need to be hidden.

**10) Skinny Tablerunner**

Thurs, Oct. 14th  
1:00-4:00

Staff  
\$15.00 plus kit




What a wonderful hostess gift. This quick project looks great on a table, and because it's narrow it could go almost anywhere. You will want to make one for all your family & friends.

**11) Lazy Afternoon**

Tuesday, October 19<sup>th</sup>  
1:00-4:00

Mary Ann  
\$15 plus pattern


“The Lazy Afternoon Quilt” is a unique project that makes two quilts in one – All in a Lazy Afternoon! The back is the reverse of the front and both can be completed in just a few hours. The design is clean and simple. Be sure to showcase two large florals or snappy classic plaids for dynamic results. Add the quilting and the quilt is perfect for “snuggling” on a Lazy Afternoon.



**12) Venetian Tiles**

Thursday, October 20  
5:30-8:30

Michelle  
\$15.00 plus pattern & X-ruler



Take a simple nine patch and change the total look with the special ruler. Depending on the layout of your blocks your quilt can look totally different. The design possibilities are amazing and this technique is addicting – come check it out!



**13) Cash & Carry Zipper Wallet**

Thursday, Oct 21<sup>st</sup>  
1:00-4:00

Robin  
\$15 plus pattern (required)



Corral your cash, cards & coins in an easy zipper pouch. Make one to keep and one to give away! Learn this easy zipper method and you will agree that zippers are NO BIG DEAL!!

**14) Log Cabin Blue Jean**

Monday, October 25<sup>th</sup>  
1:00-4:00

Diane  
\$15 plus pattern

Gather your old blue jeans and some wonderful flannel and join Diane for this All-time favorite. The best part, it is quilted as you go. So when you are finished you are really Finished! This is a Fast, Fun totally reversible throw. Make the back as you make the front! This is the ultimate recycle project



**15) Bali Bowls**

Tuesday, Oct 26<sup>th</sup>  
10:30-4:00

Margie  
\$15.00 plus pattern

Looking for Christmas or Birthday gifts? These fun Bali Bowls are created using clothes line rope and Jelly Rolls Strips (2 1/2"). You will also have a chance to see our new bias strip maker in action.




**16) Landscapes**

Oct 27th , 28th, 29th,  
30<sup>th</sup>  
10:00 -4:00

Donna Greenwald  
\$200

From the fresh spring with it's flowers and abundant blooms in our gardens to the bounty of our summer orchard and garden harvests to the beauty of the changing fall colors and the sparkle of snow on naked tree branches. The landscape in our area is rich with subjects for fiber artists. This class will be our attempt to capture the essence of the nature around us. If you have a vision or a picture of a favorite image that you would like to recreate in fiber art but don't quite know how to go about it, you will enjoy this class. We will use a fusing technique along with experiments in creating texture with various new products such as Texture Magic along with paints, inks, oil, pastels, foils, yarns and beads. The sky – literally- is the limit.



**17) Buggy Barn Week**

November 1<sup>st</sup> – 4<sup>th</sup>.  
10:30 – 4:00

Robin & Diane  
\$15.00 for session

Pick any Buggy Barn Project that uses their "freezer Paper" method and sign-up for a day or a week. This is a fun technique using Fat Quarter stacking!




**18) Basic Quiltmaking**

Friday, Nov 5<sup>th</sup>, Nov.  
19<sup>th</sup>, Dec. 3rd  
10:30-1:30

Robin & Diane  
\$15.00 plus pattern

We are offering a 3 part basic quiltmaking class. You will learn how to read the patterns, cut out your project in class with supervision, construct your blocks, learn the proper way to sew rows together and measure & cut then sew on you border. See Page 2 for more details



**19) Half & Half Apron (magic apron)**

Saturday, Nov. 6<sup>th</sup>  
1:00-4:00


TPQ Staff  
\$15 includes pattern

This is one of our super easy super cute, super fast projects that will be perfect for a hostess gift, your BFF birthday or a last minute Christmas present. We also call this the "MAGIC APRON" with just 2 pieces of fabric come learn how to stack, sew, turn & Viola! An Apron! Sew the entire project by machine, no Hand Stitching



**20) Machine Appliqué**Monday, Nov 8<sup>th</sup>,  
10:30 – 2:30Jill  
\$15 plus book

All the information and inspiration you need for great machine appliqué. Learn about the tools to gather, the stitches to use, the best way to prepare fabric shapes, and special techniques, tips and tricks. This class will delight the beginners and inspire the experienced quilters, as you master the skills required for successful machine appliqué.

**21) Sparkling Cider**Tuesday, November 16<sup>th</sup>  
1:00-4:00Cathy  
\$15.00 plus pattern


What could be simpler? Take 20 fat quarters and make a fast great looking quilt. If you want to make it larger you can either add a border or 5 more fat quarters. What a great way to utilize a group or line of fabric!

**22) Kindred Spirit**Wed, December 1st  
1:00-4:00Darla  
\$ 15.00 plus book

This Jo Morton Signature quilt would make a great remembrance quilt for a reunion, a wedding or any event that you would like to have a record of the guests. Make it any size that fits your needs. Such a traditional quilt that could be so different using modern or contemporary fabrics.

**23) Quilters Academy  
Freshman Year**Thursdays, 12/2, 12/9,  
12/16, 12/30  
10:30 -1:30Robin and Diane  
\$45 plus book required

This 4 part class addresses the basic workspace, tools, equipment & fabric needed to get started. Learn the proper way to cut, press & sew your project This is a 4 class series. See Page 4 for more details.

**24) Hand Appliqué**Thursday, December 2<sup>nd</sup>  
1:00-4:00Robin & Diane  
\$25.00 includes kit

Last year we had the great pleasure of hosting Jeana Kimball for a hand appliqué class featuring her “Back Basting” technique. We are delighted to have her permission to teach this class. We will help take the “fear” out of hand appliqué as we guide you through this traditional method. Be sure to check out Jeana’s website [www.jeanakimblequilter.com](http://www.jeanakimblequilter.com) for ideas and inspiration and know we carry all her products at Tater Patch Quilts.

**25) Placemats &  
Napkins**Monday, Dec. 6<sup>th</sup>  
1:00-4:00Sharon  
\$15 includes pattern

These 2 projects fall into our “Super, Super, Super Easy” category. The placemats are truly quick & easy. Fat ¼ friendly, great project to practice your machine quilting (or not). Learn to make simple perfect mitered borders. The second part will be great half circle napkins, easy to make and offer a very impressive presentation.

**26) Snap Shot**Tuesday, December 14<sup>th</sup>  
1:00-4:00Margie  
\$15.00 plus book “Happy  
Hour”

Squares are in and this quilt utilizes fat quarters to create this contemporary pattern. You pick the size from baby to king to make a fabulous gift or your newest addition to your quilt collection. This quilt is a great one for the beginner quilter.

