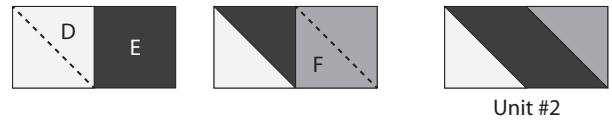


Block 12: Puzzled - Carrie Nelson

Use (1) light, (2) dark, and (1) medium fabrics. Fabrics are listed in order of use.

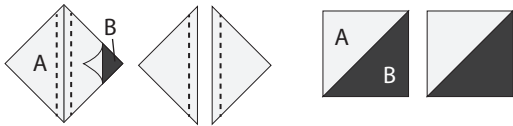
- A - (4) squares, $2\frac{3}{8}$ " x $2\frac{3}{8}$ " (LIGHT)
- B - (2) squares, $2\frac{3}{8}$ " x $2\frac{3}{8}$ " (DARK #1)
- C - (2) squares, $2\frac{3}{8}$ " x $2\frac{3}{8}$ " (DARK #2)
- D - (4) squares, 2" x 2" (LIGHT)
- E - (4) rectangles, 2" x $3\frac{1}{2}$ " (DARK)
- F - (4) squares, 2" x 2" (MEDIUM)

4. Layer (1) D square on one end of (1) E rectangle, right sides together; pin in place. Stitch diagonally across D square. Trim corner to a $\frac{1}{4}$ " seam allowance and press toward E. Repeat for opposite end of E with an F square, as shown. Make (4) Unit #2.



Assembly

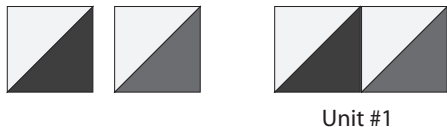
1. Draw a diagonal line, corner to corner, on the wrong side of (1) A square and place on (1) B square, right sides together; pin in place. Stitch along $\frac{1}{4}$ " seam allowance on each side of drawn line. Cut in half and press pieced squares toward B. Make (4) A/B pieced squares.



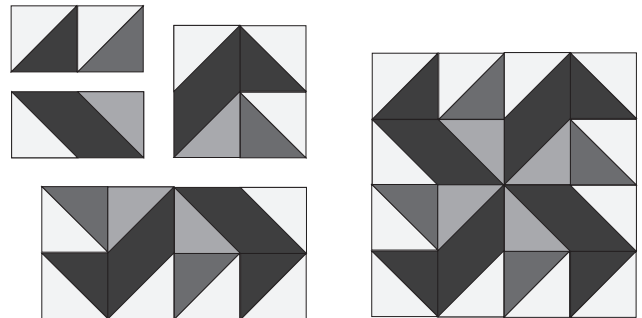
2. Repeat Step 1 using remaining (2) A squares and (2) C squares. Make (4) A/C pieced squares.



3. Sew (1) A/B pieced square from Step 1 to (1) A/C pieced square from Step 2; press toward A/B. Make (4) Unit #1.



4. Sew (1) Unit #1 and (1) Unit #2 together and press seam open. Make (4). Sew into rows; press each row in opposite direction. Sew rows together (press open) to create the Puzzled block measuring $6\frac{1}{2}$ " square.



moda 2017 Block Heads Participating Designers

Lynne Hagmeier of Kansas Troubles
<http://kansastroublesquilters-lynn.blogspot.com/>

Betsy Chutchian
<http://betsysbestquiltsandmore.blogspot.com/>

Jo Morton
http://jomortonquilts.com/jos_journal/

Jan Patek
<http://www.janpatekquilts.com/>

Lisa Bongean
<http://lisabongean.com/>

Carrie Nelson
<http://blog.modafabrics.com>

Share your blocks on social media #modablockheads