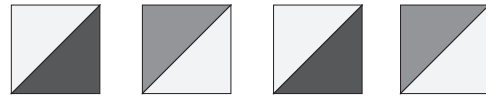


Block 17: Trail of Tears - Lisa Bongean

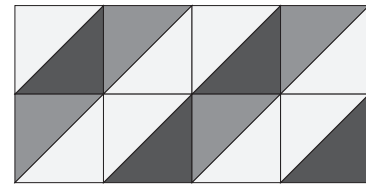
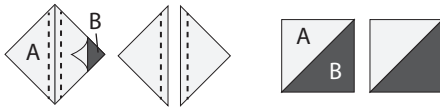
Use (1) light, (1) dark, and (1) medium fabric. Fabrics are listed in order of use.

- A - (8) squares, 2 3/8" x 2 3/8" (LIGHT)
- B - (4) squares, 2 3/8" x 2 3/8" (DARK)
- C - (4) squares, 2 3/8" x 2 3/8" (MEDIUM)

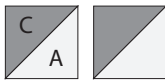


Assembly


1. Draw a diagonal line, corner to corner, on the wrong side of (1) A square and place on (1) B square, right sides together; pin in place. Stitch a 1/4" seam allowance on each side of drawn line. Cut in half and press toward B. Make (8) A/B pieced squares.



2. Repeat Step 1 using (4) C squares and remaining (4) A squares. Make (8) C/A pieced squares.



3. Lay out A/B and C/A pieced squares, as shown. Sew into rows; press each row in opposite direction. Sew rows together (press open) to create the Trail of Tears block measuring 6 1/2" square.



moda 2017 Block Heads Participating Designers

Lynne Hagmeier of Kansas Troubles

<http://kansastroublesquilters-lynn.blogspot.com/>

Jan Patek

<http://www.janpatekquilts.com/>

Betsy Chutchian

<http://betsysbestquiltssandmore.blogspot.com/>

Lisa Bongean

<http://lisabongean.com/>

Jo Morton

http://jomortonquilts.com/jos_journal/

Carrie Nelson

<http://blog.modafabrics.com>

Share your blocks on social media #modablockheads