

**Block 24: Corn No Beans - Carrie Nelson**

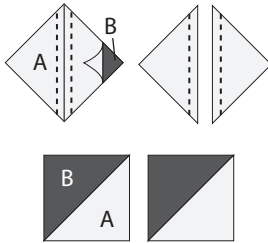
Use (1) light and (1) dark fabric. Fabrics are listed in order of use.

- A - (18) squares, 1 7/8" x 1 7/8" (LIGHT)  
B - (18) squares, 1 7/8" x 1 7/8" (DARK)

3. Lay out units, as shown. Sew into rows; press each row in opposite direction. Sew rows together (press open) to create the Corn No Beans block measuring 6 1/2" square.



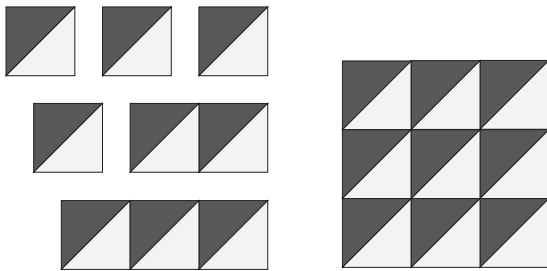
**Assembly**

1. Draw a diagonal line, corner to corner, on the wrong side of (1) A square and place on (1) B square, right sides together; pin in place. Stitch a 1/4" seam allowance on each side of drawn line. Cut in half and press pieced squares toward B. Make (36) pieced squares.



Unit #1's

2. Sew (9) pieced squares together into rows, as shown. Press each row in opposite direction. Sew rows together (press seams open). Make (4) units.



*moda* 2017 Block Heads Participating Designers

Lynne Hagmeier of Kansas Troubles

<http://kansastroublesquilters-lynnne.blogspot.com/>

Jan Patek

<http://www.janpatekquilts.com/>

Betsy Chutchian

<http://betsysbestquiltsandmore.blogspot.com/>

Lisa Bongean

<http://lisabongean.com/>

Jo Morton

[http://jomortonquilts.com/jos\\_journal/](http://jomortonquilts.com/jos_journal/)

Carrie Nelson

<http://blog.modafabrics.com>

**Share your blocks on social media #modablockheads**